

ProfLycee (*simple doc*)

User's Guide for L^AT_EX (v4.00d)


Cédric Pierquet
cpierquet@outlook.fr


15/02/2026

The purpose of this simplified documentation is to present the main macros of ProfLycee, including:

- available names (base / French alias / English alias) if available;
- available keys (French / English);
- arguments (optional or not).

The general presentation of this *short* documentation is:


 Short explanation


 Courte explication

[Syntax]

```
\macro(*)[opt arg]{arg}

% --- [keys/clés] -----
% key1[en] = key1[fr] = default
% key2[en] = key2[fr] = default
% ...
% -----
```

 Short explanation

 Courte explication

[Sample(s)]

```
\LaTeX

-----

LATEX
```

For further details (especially regarding keys), the French documentation provides additional explanations and examples.

As the commands and keys are currently being anglicized, some may not be included in this documentation. Please note that the vast majority of ProfLycee commands are already compatible with both English and French.

Contents

1	Loading, global usage	3
1.1	Loading	3
1.2	Global usage	3
2	Core mathematical utilities	4
2.1	Main macros	4
2.2	Simple conversion between basis	4
3	Analysis	5
3.1	Functions	5
3.2	Sequences	7
3.3	Integrals	8
3.4	Signs, convexity	9
4	Code presentation	11
4.1	Python Code	11
4.2	Pseudo-Code	14
5	Statistics, probabilities	15
5.1	Statistics	15
5.2	Probabilities	15
5.3	Random	16
6	Analytical geometry	19
6.1	Cartesian equation of a plane	19
6.2	Cartesian equation of a sphere	19
7	Arithmetic	21
7.1	Conversions	21
7.2	Prime numbers, PGCD	21
7.3	Divisors	22
7.4	Prime decomposition	23
7.5	Miscellaneous	24
8	Recreations	26
8.1	Fractals	26
8.2	House of cards	26
8.3	Stack of balls	27

1 Loading, global usage

1.1 Loading

Proflycee can be loaded with:

🇺🇸 Loading | 🇫🇷 Chargement

[Syntax]

```
\usepackage[options]{ProfLycee}
\usepackage[options]{ProfLycee-Light}

% --- {options} -----
% xcolor                := load xcolor with [table,svgnames]
% nosiunitxfr = nonsiunitxfr := do not load siunitx with french parameters
% noamssymb = nonamssymb := do not load amssymb
% warningsoff = nonwarnings := suppress warnings for unicode-math
% notikzbabel = nontikzbabel := do not load tikzbabel library
% nocancel = noncancel := do not load cancel
% nofa = nonfa := do not load fontawesome (fa5 default loaded)
% fa6 := load fa6
% fa7 := load fa7
% french := load french version (activated by default)
% english := load english version
% german := load german version
% spanish := load spanish version
% -----
```

1.2 Global usage

Modules (libraries) can be loaded in addition to main package:

🇺🇸 Libraries | 🇫🇷 Librairies

[Syntax]

```
\useproflyclib{lib}

% --- {lib for full} -----
% piton
% space = espace
% mathwriting = ecritures
% -----

% --- {lib for light} -----
% analysis = analyse
% listings
% probas
% stats
% arithm
% random = aleatoire
% seq = suites
% space = espace
% mathwriting = ecritures
% piton
% -----
```

Language can be loaded with:

🇺🇸 Language | 🇫🇷 Langue

[Syntax]

```
\setproflyclng{lng}

% --- {lng} -----
% fr / en / de / es
% -----
```

2 Core mathematical utilities

2.1 Main macros

🇺🇸 Core calculus | 🇫🇷 Calculs de base

[Syntax]

```
\pflnum(*)[prec]{expr}
\pflnumfrac[format]{expr}
```

```
% --- (starred) -----
% * for real expr
%
% --- [format] -----
% for math output (d/n/t)
% -----
```

🇺🇸 Core calculus | 🇫🇷 Calculs de base

[Sample(s)]

```
\pflnum{2^12+1} |
\pflnum*{4096/(12+1)} |
\pflnum*[4]{4096/(12+1)} |
\pflnum*[5]{sqrt(1+exp(9.75))} |
\pflnumfrac{74+1/5} \pflnumfrac[d]{74+1/5}
```

4097 | 315.0769230769231 | 315.0769 | 130.97797 | $\frac{371}{5}$ $\frac{371}{5}$

🇺🇸 Round | 🇫🇷 Arrondi

[Syntax]

```
\pflround(*)[prec]{expr}
\pflarrondi(*)[prec]{expr}
```

```
% --- (starred) -----
% * for display sign
% -----
```

🇺🇸 Round | 🇫🇷 Arrondi

[Sample(s)]

```
$1+\dfrac{7}{11} \approx \pflround{1+7/11} \approx \pflround[5]{1+7/11} \approx
\pflround*[2]{1+7/11}$
```

```
$\ln\big(1+e^4\big) \approx \pflround[6]{\log(1+exp(4))}$
```

$1 + \frac{7}{11} \approx 1.636 \approx 1.63636 \approx +1.64$
 $\ln(1 + e^4) \approx 4.018150$

2.2 Simple conversion between basis

🇺🇸 Conversion between basis | 🇫🇷 Conversion entre bases

[Syntax]

```
\pflbasetobase{init basis}{final basis}{number}
\pflbasetobase{base départ}{base arrivée}{nombre}
```

🇺🇸 Conversion between basis | 🇫🇷 Conversion entre bases

[Sample(s)]

```
\pflbasetobase{10}{2}{27} | % 10 -> 2
\pflbasetobase{10}{16}{456} | % 10 -> 16
\pflbasetobase{2}{16}{10011111} | % 2 -> 16
\pflbasetobase{16}{7}{AB5F} | % 16 -> 7
```

11011 | 1C8 | 9F | 241622

3 Analysis

3.1 Functions

🇺🇸 Determine Maximum | 🇫🇷 Détermine Max

[Syntax]

```
\pflldetmax[round]{fct}{init}{step}{final}[\tmpmax][\tmpmaxvalx]
\DetermineMax[arrondi]{fct}{init}{pas}{final}[\tmpmax][\tmpmaxvalx]
```

🇺🇸 Determine Maximum | 🇫🇷 Détermine Max

[Sample(s)]

```
\pflldetmax{80*x*exp(-0.2*x)}{3}{10}\tmpmax\ in \tmpmaxvalx
```

147.1517764685769 in 5

🇺🇸 Determine Minimum | 🇫🇷 Détermine Min

[Syntax]

```
\pflldetmin[round]{fct}{init}{step}{final}[\tmpmax][\tmpmaxvalx]
\DetermineMin[arrondi]{fct}{init}{pas}{final}[\tmpmax][\tmpmaxvalx]
```

🇺🇸 Determine Minimum | 🇫🇷 Détermine Min

[Sample(s)]

```
\pflldetmin[0.001]%
{log(exp(-x)+1)+0.25*x}{1}{1.2}%
[\mymin]%
[\myminx]%
\mymin\ in \myminx
```

0.5623351587104050 in 1.099

🇺🇸 Approx sol $f(x)=k$ | 🇫🇷 Résol approach $f(x)=k$

[Syntax]

```
\pflapproxsol[<keys>]{f(x)=k}[macro]
\ResolutionApprochee[<clés>]{f(x)=k}[macro]
\pflresolapproch[<clés>]{f(x)=k}[macro]

% --- [keys/clés] -----
% prec      = Precision    = 2
% var       = Variable     = x
% interval  = Intervalle   = {0:10}
%
% --- [macro] -----
% \macrod := round by default
% \macroe := round by excess
% \macroa := round
% -----
```

🇺🇸 Approx sol $f(x)=k$ | 🇫🇷 Résol approach $f(x)=k$

[Sample(s)]

```
\pflapproxsol[var=t,interval=-1:2,prec=4]{3*t*exp(-0.5*t+1)=5.365}[SolA]%
$t_1 \approx \num[minimum-decimal-digits=4]{\SolAd}$$\
$t_1 \approx \num[minimum-decimal-digits=4]{\SolAe}$$\
$t_1 \approx \num[minimum-decimal-digits=4]{\SolAa}$
```

$t_1 \approx 1.1968$
 $t_1 \approx 1.1969$
 $t_1 \approx 1.1969$

```
\pflivtsol[<clés>]{f(x)}{k}
\SolutionTVI[<clés>]{f(x)}{k}
\pflsoltvi[<clés>]{f(x)}{k}
```

```
% --- [keys/clés] -----
% fct name   = NomFct      = f
% prec       = Precision   = 2
% sol name   = NomSol      = \alpha
% stretch   = Stretch     = 1.15
% sweep      = Balayage    = false
% calculator = Calculatrice = false
% capital    = Majuscule   = true
% -----
```

```
\pflivtsol[va=1.414,vb=1.415,prec=5]{x**2-2}{0}
```

$$\left\{ \begin{array}{l} f(1.414) \approx -0.00060 < 0 \\ f(1.415) \approx 0.00223 > 0 \end{array} \right\} \Rightarrow 1.414 < \alpha < 1.415$$

```
\pflcanonicform(*)[format]{a}{b}{c}
\pflformcanoniq(*)[format]{a}{b}{c}
\FormeCanonique(*)[format]{a}{b}{c}
```

```
% --- (starred) -----
% * for minus sign
%
% --- [format] -----
% for math output (d/n/t)
% -----
```

```
$2x^2+4x-6 = \pflcanonicform{2}{4}{-6} = \pflcanonicform*{2}{4}{-6}$
```

$$2x^2 + 4x - 6 = 2(x + 1)^2 - 8 = 2(x - (-1))^2 - 8$$

```
\pflhomogfct(*)[format]{a}{b}{c}
\pflfcthomogr(*)[format]{a}{b}{c}
\FonctionHomographique(*)[format]{a}{b}{c}
```

```
% --- (starred) -----
% * for minus sign
%
% --- [format] -----
% for math output (d/n/t)
% -----
```

```
$\dfrac{11}{3x+6} = \pflhomogfct{0}{11}{3}{6} = \pflhomogfct*{0}{11}{3}{6}$
```

$$\frac{11}{3x+6} = \frac{\frac{11}{3}}{x+2} = \frac{\frac{11}{3}}{x-(-2)}$$

3.2 Sequences

🇫🇷 Calc recurrence | 🇫🇷 Calcul terme récurrence

[Syntax]

```
\pflcalcrecurr[<keys>]{fct}
\CalculTermeRecurrence[<clés>]{fct}
```

```
% --- [keys/clés] -----
% first n = No
% first un = UNo
% prec = Precision = 3
% final n = N
% -----
```

🇫🇷 Calc recurrence | 🇫🇷 Calcul terme récurrence

[Sample(s)]

```
\pflcalcrecurr[prec=6,first n=0,first un=50,final n=20]{1/(x+2)}
```

0.414214

🇫🇷 Threshold | 🇫🇷 Seuil

[Syntax]

```
\pflsolthreshold[<keys>]{fct}{val}
\SolutionSeuil[<clés>]{fct}{val}
\pflsolseuil[<clés>]{fct}{val}
```

```
% --- [keys/clés] -----
% prec = Precision = 3
% stretch = Stretch = 1.15
% sweeping = Balayage = false
% calc = Calculatrice = false
% capital = Majuscule = true
% sign = Sens = {>}
% exact = Exact = false
% exactB = ExactB = false
% conclusion = Conclusion = true
% simple = Simple = false
% -----
```

🇫🇷 Threshold | 🇫🇷 Seuil

[Sample(s)]

```
\pflsolthreshold[prec=4,first n=1,first un=2]{1+(1+x**2)/(1+x)}{10}
```

$$\left\{ \begin{array}{l} u_{28} \approx 9.9408 \leq 10 \\ u_{29} \approx 10.1236 > 10 \end{array} \right\} \Rightarrow n \geq 29$$

3.3 Integrals

 Integral approx |  Approch intégrale

[Syntax]

```
\pflapproxintegral[<keys>]{fct}{a}{b}
\IntegraleApprochee[<clés>]{fct}{a}{b}
\pflintegrapproch[<clés>]{fct}{a}{b}

% --- [keys/clés] -----
% prec          = Precision      = 3
% nb subdiv     = NbSubDiv       = 10
% method        = Methode        = Simpson
% raw result    = ResultatBrut   = false
% disp formula  = AffFormule     = false
% sign          = Signe          = {\approx}
% expr          = Expr           = f(x)
% var           = Variable       = x
% -----
```

 Integral approx |  Approch intégrale

[Sample(s)]

```
\pflapproxintegral[raw result]{sqrt(x)}{4}{10}
```

15.74851726347158

 Raw value of integral |  Valeur 'brute' d'une intégrale

[Syntax]

```
\pflcalcingtegral(*)[prec]<num of subdiv>{fct}{a}{b}
\CalcIntegrale(*)[prec]<num of subdiv>{fct}{a}{b}
\pflvalintegr(*)[prec]<nb de subdiv>{fct}{a}{b}

% --- (starred) -----
% * for siunitx output
% -----
```

 Raw value of integral |  Valeur 'brute' d'une intégrale

[Sample(s)]

```
\CalcIntegrale{80*x*exp(-0.2*x)}{1}{20}
```

1781.797364979251

 Average value |  Valeur moyenne

[Syntax]

```
\pflaveragevalintegral(*)[prec]<num of subdiv>{fct}{a}{b}
\pflvalmoyintegr(*)[prec]<nb de subdiv>{fct}{a}{b}

% --- (starred) -----
% * for siunitx output
% -----
```


3.4 Signs, convexity

Sign diagram | Schémas signes

[Syntax]

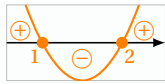
```
\pflminisignplot* [<keys>] <tikz options>
\pflschemasignes* [<clés>] <options tikz>
\MiniSchemaSignes* [<clés>] <options tikz>

% --- [keys/clés] -----
% code = Code = da+
% color = Couleur = red
% width = Largeur = 2
% height = Hauteur = 1
% border = Cadre = true
% roots = Racines = 2
% -----
```

Sign diagram | Schémas signes

[Sample(s)]

```
\pflminisignplot* [code=pa+d+,roots={1/2},color=orange]
```



Sign diagram with tkztab | Schémas signes avec tkztab

[Syntax]

```
\pflminisignplottkztab [<keys>] {line} [scale] [hoffset]
\pflschemasignestkztab [<clés>] {line} [scale] [hoffset]
\MiniSchemaSignesTkzTab [<clés>] {ligne} [echelle] [décal H]

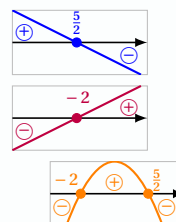
% --- [keys/clés] -----
% code = Code = da+
% color = Couleur = red
% width = Largeur = 2
% height = Hauteur = 1
% border = Cadre = true
% roots = Racines = 2
% -----
```

Sign diagram with tkztab | Schémas signes avec tkztab

[Sample(s)]

```
\begin{tikzpicture}
\tkzTabInit[espc1=2] %
{$x$/1,$-2x+5$/1,$2x+4$/1,$p(x)$/1}{-$\infty$,$-2$,$2.5$,$+\infty$}
\tkzTabLine{+,t,+,z,-,}
\tkzTabLine{-,z,+,t,+,}
\tkzTabLine{-,z,+,z,-,}
\pflminisignplottkztab[code=da-,roots={\tfrac{5}{2}},color=blue]{1}
\pflminisignplottkztab[code=da+,roots={-2},color=purple]{2}
\pflminisignplottkztab[code=pa-d+,roots={-2/{\tfrac{5}{2}}},color=orange]{%
3}[0.85][2]
\end{tikzpicture}
```

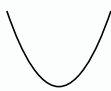



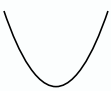
x	$-\infty$	-2	2.5	$+\infty$	
$-2x+5$	$+$	$+$	0	$-$	
$2x+4$	$-$	0	$+$	$+$	
$p(x)$	$-$	0	$+$	0	$-$



```
\pfltkztabcvx(*){line}{'cells'}
\tkzTabLineConvex(*){ligne}{liste 'cases'}
```

```
% --- (starred) -----
% * for text version
% -----
```

```
\begin{tikzpicture}
\tkzTabInit[lgt=3,espcl=2.5]%
  {$x/1,$f''(x)/1,Convexity\of $f$/2}{$0$,$1$,$3$,$5$}
\tkzTabLine{+,z,-,z,+}
\pfltkztabcvx{2}{,cvx,i*,ccv,i*,cvx,}
\end{tikzpicture}
```

x	0	1	3	5	
$f''(x)$	+	0	-	0	+
Convexity of f					
		inflection point		inflection point	

4 Code presentation

4.1 Python Code

🇫🇷 Environment python code listings | 🇫🇷 Environnement code python listings [Syntax]

```
\begin{pflpythoncode}[<keys>]{tcbbox options} ... \end{pflpythoncode}
\begin{CodePythonLst}[<clés>]{options tcbbox} ... \end{CodePythonLst}

% --- (starred) -----
% * for removing line numbers
%
% --- [keys/clés] -----
% width      = Largeur      = \linewidth
% first line = PremLigne    = 1
% hsep       = EspaceNum    = 14pt
% -----
```

🇫🇷 Environment python code listings | 🇫🇷 Environnement code python listings [Sample(s)]

```
\begin{pflpythoncode}[width=0.75\linewidth]{flush right}
nb = int(input("n = "))
if (nb %7 == 0) :
    print(f"{nb} is ok")
#endif

def f(x) :
    return x**2
\end{pflpythoncode}
```

🐍 Code Python

```
nb = int(input("n = "))
if (nb %7 == 0) :
    print(f"{nb} is ok")
#endif

def f(x) :
    return x**2
```

🇫🇷 Environment python code piton | 🇫🇷 Environnement code python piton [Syntax]

```
\begin{pflpitoncode}[<keys>]{tcbbox options} ... \end{pflpitoncode}
\begin{CodePiton}[<clés>]{options tcbbox} ... \end{CodePiton}
\pflpitoncodefile[<keys>]{tcbbox options}
\CodePitonFichier[<clés>]{options tcbbox}

% --- [keys/clés] -----
% width      = Largeur      = \linewidth
% align      = Alignement   = center
% lines      = Lignes       = true
% gobble     = Gobble       = {}
% font size  = TaillePolice = \footnotesize
% watermark  = Filigrane    = false
% style      = Style        = classic/modern/(light)carbon/tab
% border     = Cadre        = true
% title bar  = BarreTitre   = true
% title      = Titre        = ...
% usep       = EspacementV  = 0.5\baselineskip
% num color  = CouleurNombres = {orange!75!black}
% color      = Couleur      = red
% carbon icons = IconesCarbon = ...
% -----
```

```
\begin{pflphtoncode}%
[gobble=tabs,width=12cm,style=lightcarbon]{%}
def f(x) :
    return x**2
\end{pflphtoncode}
```



Python code

```
1 def f(x) :
2     return x**2
```

```
\begin{pflphtonconsole}[<keys>]{tcbbox options} ... \end{pflphtonconsole}
\begin{ConsolePiton}[<clés>]{options tcbbox} ... \end{ConsolePiton}
```

```
% --- [keys/clés] -----
% logo           = Logo           = true
% width          = Largeur         = \linewidth
% align          = Alignement      = {flush left}
% num color      = CouleurNombres = {orange!75!black}
% beforeafter sep = CoeffAvantApres = 0.75
% -----
```

```
\begin{pflphtonconsole}{%}
1+1
2**10
\end{pflphtonconsole}
```

Start of Python console

```
>>> 1+1
2
>>> 2**10
1024
```

End of Python console

```
\begin{pflphtonthonnyeditor}[<keys>]{...}\end{pflphtonthonnyeditor}
\begin{PitonThonnyEditor}[<clés>]{...}\end{PitonThonnyEditor}
\pflphtonthonnyeditorfile[<keys>]{...}
\PitonThonnyEditorFichier[<clés>]{...}
```

```
% --- [keys/clés] -----
% filename       = NomFichier      = {script.py}
% consolename    = NomConsole      = console
% gobble         = Gobble          = {}
% num color      = CouleurNombres = {orange!75!black}
% width          = Largeur         = \linewidth
% -----
```

```
\begin{pflpitonthonnyeditor}[NomFichier=tpcapytale.py,Largeur=12cm]{}
nb = int(input("n = "))
if (nb %7 == 0) :
    print(f"{nb} is ok")
#endif

def f(x) :
    return x**2
\end{pflpitonthonnyeditor}
```

tpcapytale.py ×

```
1 nb = int(input("n = "))
2 if (nb %7 == 0) :
3     print(f"{nb} is ok")
4 #endif
5
6 def f(x) :
7     return x**2
```

```
\begin{pflpitonthonnyconsole}[<keys>]{tcbbox} ... \end{pflpitonthonnyconsole}
\begin{PitonThonnyConsole}[<clés>]{tcbbox} ... \end{PitonThonnyConsole}
```

```
% --- [keys/clés] -----
% filename      = NomFichier      = {script.py}
% consolename   = NomConsole      = console
% console intro = IntroConsole    = {Python 3.11.6 /usr/bin/python}
% gobble        = Gobble          = {}
% num color     = CouleurNombres  = {orange!75!black}
% width         = Largeur         = \linewidth
% -----
```

```
\begin{pflpitonthonnyconsole}[consolename={python 3.8.10},width=12cm]{}
#Run script.py
from random import randint
nb1 = randint(1,100000)
nb2= randint(1,100000)
print(nb1, nb2)
\end{pflpitonthonnyconsole}
```

python 3.8.10 ×

```
Python 3.11.6 /usr/bin/python
>>> #Run script.py
>>> from random import randint
>>> nb1 = randint(1,100000)
>>> nb2= randint(1,100000)
>>> print(nb1, nb2)
71798 90052
```

4.2 Pseudo-Code

🇫🇷 Environment pseudocode piton | 🇫🇷 Environnement pseudocode piton [Syntax]

```
\begin{pflpseudocodepiton}[<keys>]{tcbbox} ... \end{pflpseudocodepiton}
\begin{PseudoCodePiton}[<clés>]{tcbbox} ... \end{PseudoCodePiton}
\pflpitonpseudocodefile[<keys>]{tcbbox}
\PseudoCodePitonFichier[<clés>]{tcbbox}
```

```
% --- [keys/clés] -----
% width      = Largeur      = \linewidth
% align      = Alignement   = center
% lines      = Lignes       = true
% gobble     = Gobble       = {}
% font size  = TaillePolice = \footnotesize
% watermark  = Filigrane    = false
% style      = Style        = Classique
% border     = Cadre        = true
% title bar  = BarreTitre   = true
% title      = Titre        = ...
% usep       = EspacementV  = 0.5\baselineskip
% color      = Couleurs     = true
% -----
```

🇫🇷 Environment pseudocode piton | 🇫🇷 Environnement pseudocode piton [Sample(s)]

```
%in french...
\begin{PseudoCodePiton}[Lignes=false,Filigrane=false,Couleurs=true]{-}
Algorithme : Périmètre de rectangles
Variables : Long, Larg, Perim (réels)
            Choix (chaîne) # pour refaire ou non l'exécution
Début
  # initialisation de l'indicateur pour entrer dans la boucle
  Choix ← "o"
  # boucle TantQue permettant de refaire le traitement selon le choix
  TantQue Choix = "o" Faire
    # traitement
    Afficher("Donner les dimensions du rectangle") et Saisir(Long,Larg)
    Perim ← 2 × (Long + Larg)
    Afficher("Le périmètre du rectangle est", Perim)
    #saisie du choix de recommencer ou non
    Afficher("Voulez-vous continuer (o/n) ?") et Saisir(Choix)
  FinTantQue
Fin
\end{PseudoCodePiton}
```

📄 Pseudocode

```
Algorithme : Périmètre de rectangles
Variables : Long, Larg, Perim (réels)
            Choix (chaîne) # pour refaire ou non l'exécution
Début
  # initialisation de l'indicateur pour entrer dans la boucle
  Choix ← "o"
  # boucle TantQue permettant de refaire le traitement selon le choix
  TantQue Choix = "o" Faire
    # traitement
    Afficher("Donner les dimensions du rectangle") et \
    ↪ Saisir(Long,Larg)
    Perim ← 2 × (Long + Larg)
    Afficher("Le périmètre du rectangle est", Perim)
    #saisie du choix de recommencer ou non
    Afficher("Voulez-vous continuer (o/n) ?") et Saisir(Choix)
  FinTantQue
Fin
```

5 Statistics, probabilities

5.1 Statistics

🇺🇸 Stats parameters | 🇫🇷 Paramètres stats

[Syntax]

```
\DeterminerParamStats(*){liste}[\macromin]...[\macromax]
\pflparamstats(*){liste}[\macromin]...[\macromax]

% --- (starred) -----
% * for data with regroupment
% -----
```

🇺🇸 Stats parameters | 🇫🇷 Paramètres stats

[Sample(s)]

```
\def\listedonnees%
{0.7426,0.7429,0.7435,0.7448,0.7456,0.7478,%
 0.7478,0.748,0.7487,0.7494,0.7494,0.7496}
\pflparamstats{\listedonnees}
\monmin/\monquartileun/\mamediane/\monquartiletrois/\monmax

0.7426/0.7435/0.7478/0.7487/0.7496
```

5.2 Probabilities

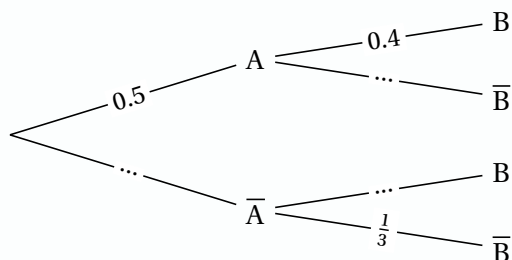
🇺🇸 Proba tree | 🇫🇷 Arbre de probas

[Syntax]

```
\pflprobtrees[<keys>]{data}
\ArbreProbasTikz[<clés>]{donnees}
\pflarbreprobas[<clés>]{donnees}

% --- [keys/clés] -----
% unit          = Unite          = 1cm
% level sep     = EspaceNiveau   = 3.25
% child sep     = EspaceFeuille  = 1
% type          = Type           = 2x2
% font          = Police         = ...
% prob font     = PoliceProbas   = ...
% sloped        = InclineProbas  = true
% arrows        = Fleche         = false
% arc style     = StyleTrait     = {}
% arc thickness = EpaisseurTrait = semithick
% prob pos      = PositionProbas = {}
% bg color      = CouleurFond    = white
% arc color     = CouleurTraits  = black
% prob color    = CouleurProbas  = black
% node color    = CouleurNoeuds  = black
% root         = Racine         = {}
% -----
```

```
\def\ArbreDeuxDeux{
  $A$/\num{0.5}/,
  $B$/\num{0.4}/,
  $\overline{B}$/\dots/,
  $\overline{A}$/\dots/,
  $B$/\dots/,
  $\overline{B}$/$\frac{1}{3}$/$/
}
\pflprobtree{\ArbreDeuxDeux}
```



5.3 Random

```
\pflrandnum[n]{a}{b}{macro}
\NbAlea[n]{a}{b}{macro}
\pflnbalea[n]{a}{b}{macro}
```

```
\pflvarrandnum{macro}{calculs}
\VarNbAlea{macro}{calculs}
\pflvarnbalea{macro}{calculs}
```

Integer between 1 and 50: `\pflrandnum{1}{50}{\FirstNbAlea}`
`\FirstNbAlea`

`\pflvarrandnum{\SecondNbAlea}{\FirstNbAlea+randint(0,10)}`
`\SecondNbAlea`

Float between 0 and 10.999... : `\pflrandnum[3]{0}{10}{\FirstFloatAlea}`
`\FirstFloatAlea`

Integer between 1 and 50: 23

26

Float between 0 and 10.999... : 4.216


```
\pflrandintnumbers[<keys>]{macro}
\tirageAleatoireEntiers[<clés>]{macro}
\pfltiragealeaent[<clés>]{macro}
```

```
% --- [keys/clés] -----
% min value = ValMin      = 1
% max value = ValMax      = 50
% nb values = NbVal       = 6
% sep       = Sep         = {,}
% sort      = Tri         = non
% repeat    = Repetition = false
% -----
```

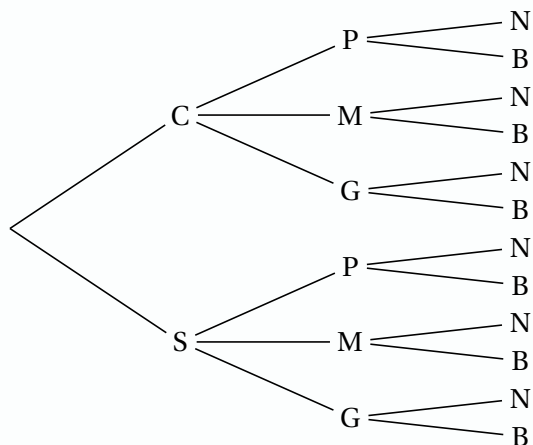
```
\pflrandintnumbers{\FirstListAlea}\FirstListAlea
```

18,6,16,23,20,37

```
\pflchoicetree[<keys>]<tikz options>{list}
\ArbreChoix[clés]<options tikz>{liste}
\pflarbrechoix[<clés>]<options tikz>{liste}
```

```
% --- [keys/clés] -----
% level sep = EspaceNiveaux = 2.25
% child sep = EspaceFeuilles = 0.5
% scale     = Echelle       = 1
% repeat    = Repet         = {}
% help      = Notice        = {}
% help rules = TraitsNotice = false
% level color = CouleursNiveaux = black
% show results = AffResultats = false
% result sep = SepResultats = {}
% -----
```

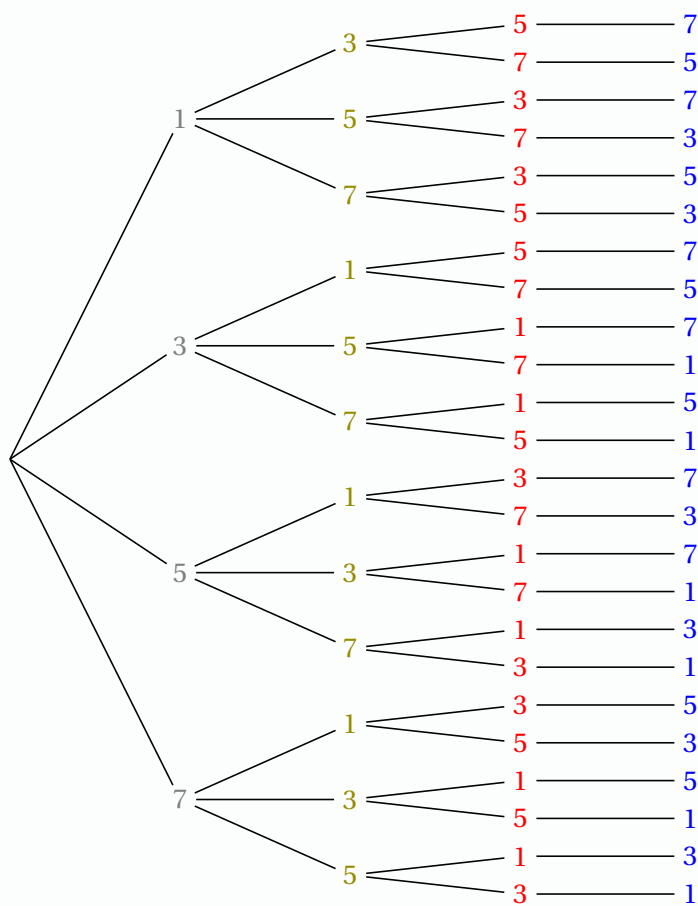
```
\pflchoicetree{C/S,P/M/G,N/B}
```



```
\pflchoicetreenorepl<tikz options>{list}
\ArbreChoixSansRemise[clés]<options tikz>{liste}
\pflarbrechoixssremise[<clés>]<options tikz>{liste}
```

```
% --- [keys/clés] -----
% level sep      = EspaceNiveaux   = 2.25
% child sep      = EspaceFeuilles  = 0.5
% scale          = Echelle         = 1
% repeat         = Repet           = {}
% help           = Notice          = {}
% help rules     = TraitsNotice    = false
% level color    = CouleursNiveaux = black
% show results   = AffResultats    = false
% result sep     = SepResultats    = {}
% -----
```

```
\pflchoicetreenorepl[level color={gray,olive,red,blue}]{1,3,5,7}
```



6 Analytical geometry

6.1 Cartesian equation of a plane

🇺🇸 Cartesian equation of plane | 🇫🇷 Équation cartésienne d'un plan

[Syntax]

```
\pflcartplaneq[keys](normal vect)(point)
%or
\pflcartplaneq[keys](dir vect 1)(dir vect 2)(point)
%or
\pflcartplaneq[keys](point1)(point2)(point3)

\TrouveEqCartPlan[keys].....

% --- [keys/clés] -----
% coeff fmt      = OptionCoeffs = d
% simpl coeffs   = SimplifCoeffs = false
% factor         = Factor        = true
% -----
```

🇺🇸 Cartesian equation of plane | 🇫🇷 Équation cartésienne d'un plan

[Sample(s)]

```
$\pflcartplaneq(1;2;3)(4,5,6)$\\
$\pflcartplaneq(1/2;2/3;3/5)(4,5,6)$ or
$\pflcartplaneq[simpl coeffs](1/2;2/3;3/5)(4,5,6)$\\
$\pflcartplaneq(2,0,1)(3,1,1)(1,-2,0)$
```

$x + 2y + 3z - 32 = 0$
 $\frac{1}{2}x + \frac{2}{3}y + \frac{3}{5}z - \frac{134}{15} = 0$ or $15x + 20y + 18z - 268 = 0$
 $-x + y - z + 3 = 0$

6.2 Cartesian equation of a sphere

🇺🇸 Cartesian equation of sphere | 🇫🇷 Équation cartésienne d'une sphère

[Syntax]

```
\pfleqsphere[keys](point)(radius or diam point or cart plan)
\TrouveEqSphere[clés](point)(rayon ou diamètre ou éq cart)

% --- [keys/clés] -----
% coeff fmt      = OptionCoeffs = d
% simpl coeffs   = SimplifCoeffs = false
% diameter       = Diam          = false
% expand         = Develop        = true
% sort           = Sort           = true
% -----
```

🇺🇸 Cartesian equation of sphere | 🇫🇷 Équation cartésienne d'une sphère

[Sample(s)]

```
%center + radius
$\pfleqsphere(1,1,1)(2)$\\
$\pfleqsphere[expand=false](1,1,1)(2)$\\
$\pfleqsphere[sort=false](1,1,1)(2)$
```

$x^2 - 2x + y^2 - 2y + z^2 - 2z - 1 = 0$
 $(x - 1)^2 + (y - 1)^2 + (z - 1)^2 = 4$
 $x^2 + y^2 + z^2 - 2x - 2y - 2z - 1 = 0$

🇺🇸 Cartesian equation of sphere | 🇫🇷 Équation cartésienne d'une sphère

[Sample(s)]

```
%center + point
$\pflqsphere(3,1,4)(0,0,0)$\\
$\pflqsphere[expand=false](3,1,4)(0,0,0)$\\
$\pflqsphere[sort=false](3,1,4)(0,0,0)$
```

$$x^2 - 6x + y^2 - 2y + z^2 - 8z = 0$$

$$(x-3)^2 + (y-1)^2 + (z-4)^2 = 26$$

$$x^2 + y^2 + z^2 - 6x - 2y - 8z = 0$$

🇺🇸 Cartesian equation of sphere | 🇫🇷 Équation cartésienne d'une sphère

[Sample(s)]

```
%diameter
$\pflqsphere[diameter](3,1,4)(0,0,0)$\\
$\pflqsphere[diameter,expand=false](3,1,4)(0,0,0)$\\
$\pflqsphere[diameter,sort=false](3,1,4)(0,0,0)$
```

$$x^2 - 3x + y^2 - y + z^2 - 4z = 0$$

$$\left(x - \frac{3}{2}\right)^2 + \left(y - \frac{1}{2}\right)^2 + (z-2)^2 = \frac{13}{2}$$

$$x^2 + y^2 + z^2 - 3x - y - 4z = 0$$

🇺🇸 Cartesian equation of sphere | 🇫🇷 Équation cartésienne d'une sphère

[Sample(s)]

```
%center + tangent plan
$\pflqsphere[] (1,2,4) (2x+3y-3z+1=0)$\\
$\pflqsphere[expand=false] (1,2,4) (2x+3y-3z+1=0)$\\
$\pflqsphere[sort=false] (1,2,4) (2x+3y-3z+1=0)$
```

$$x^2 - 2x + y^2 - 4y + z^2 - 8z + \frac{453}{22} = 0$$

$$(x-1)^2 + (y-2)^2 + (z-4)^2 = \frac{9}{22}$$

$$x^2 + y^2 + z^2 - 2x - 4y - 8z + \frac{453}{22} = 0$$

7 Arithmetic

7.1 Conversions

🇺🇸 Conversion to dec | 🇫🇷 Conversion en b10

[Syntax]

```
\pflconvtodec[keys]{number}
\pflconvversdec[clés]{nb}
\ConversionVersDec[clés]{nb}
```

```
% --- [keys/clés] -----
% base from = BaseDep = 2
% show base = AffBase = true
% details   = Details = true
% zeros     = Zeros   = true
% -----
```

🇺🇸 Conversion to dec | 🇫🇷 Conversion en b10

[Sample(s)]

```
$\ConversionVersDec[zeros=false,base from=16]{AC0DC}$
```

$AC0DC_{16} = 10 \times 16^4 + 12 \times 16^3 + 13 \times 16^1 + 12 \times 16^0 = 704732_{10}$

🇺🇸 Conversion from dec | 🇫🇷 Conversion depuis b10

[Syntax]

```
\pflconvdepuisdex[clés]{nombre}{base arrivée}
\pflconvfromten[keys]{number}{final basis}
\ConversionDepuisBaseDix[clés]{nombre}{base arrivée}
```

```
% --- [keys/clés] -----
% color      = Couleur      = red
% hsep       = DecalH       = 2pt
% usep       = DecalV       = 3pt
% rect       = Rect         = true
% node       = Noeud        = EEE
% res color  = CouleurRes   = false
% -----
```

🇺🇸 Conversion from dec | 🇫🇷 Conversion depuis b10

[Sample(s)]

```
\ConversionDepuisBaseDix{78}{2}
```

$$\left\{ \begin{array}{l} 78 = 2 \times 39 + 0 \\ 39 = 2 \times 19 + 1 \\ 19 = 2 \times 9 + 1 \\ 9 = 2 \times 4 + 1 \\ 4 = 2 \times 2 + 0 \\ 2 = 2 \times 1 + 0 \\ 1 = 2 \times 0 + 1 \end{array} \right. \Rightarrow 78_{10} = 1001110_2$$

7.2 Prime numbers, PGCD

🇺🇸 Isprime ? | 🇫🇷 Est premier ?

[Syntax]

```
\pflisprimebool{expr}
\pflboolestpremier{expr}
```

🇺🇸 Isprime ? | 🇫🇷 Est premier ?

[Sample(s)]

```
\pflisprimebool{25457} and \pflisprimebool{25458}
```

1 and 0

🇺🇸 Number factor | 🇫🇷 Décompo facteurs premiers

[Syntax]

```
\pflnumberfact(*){expr}
\pfldecompnb(*){expr}
```

```
% --- (starred) -----
% * for 1 power
% -----
```

🇺🇸 Number factor | 🇫🇷 Décompo facteurs premiers

[Sample(s)]

```
$24458=\pflnumberfact{24458}=\pflnumberfact*{24458}$
```

$24458 = 2 \times 7 \times 1747 = 2^1 \times 7^1 \times 1747^1$

🇺🇸 Gcd presentation | 🇫🇷 Présentation PGCD

[Syntax]

```
\pflprespgcd[keys]{a}{b}
\PresentationPGCD[clés]{a}{b}
```

```
% --- [keys/clés] -----
% color      = Couleur          = red
% rect sep   = DecalRect        = 2pt
% rect       = Rectangle        = true
% node       = Noeud            = FFF
% res color  = CouleurResultat  = false
% disp ccl   = AfficheConclusion = true
% disp delim = AfficheDelimiteurs = true
% -----
```

🇺🇸 Gcd presentation | 🇫🇷 Présentation PGCD

[Sample(s)]

```
\pflprespgcd[res color,color=CouleurVertForet]{1250}{450}.
```

$$\left\{ \begin{array}{l} 1250 = 450 \times 2 + 350 \\ 450 = 350 \times 1 + 100 \\ 350 = 100 \times 3 + 50 \\ 100 = 50 \times 2 + 0 \end{array} \right. \Rightarrow \text{PGCD}(1250; 450) = 50.$$

7.3 Divisors

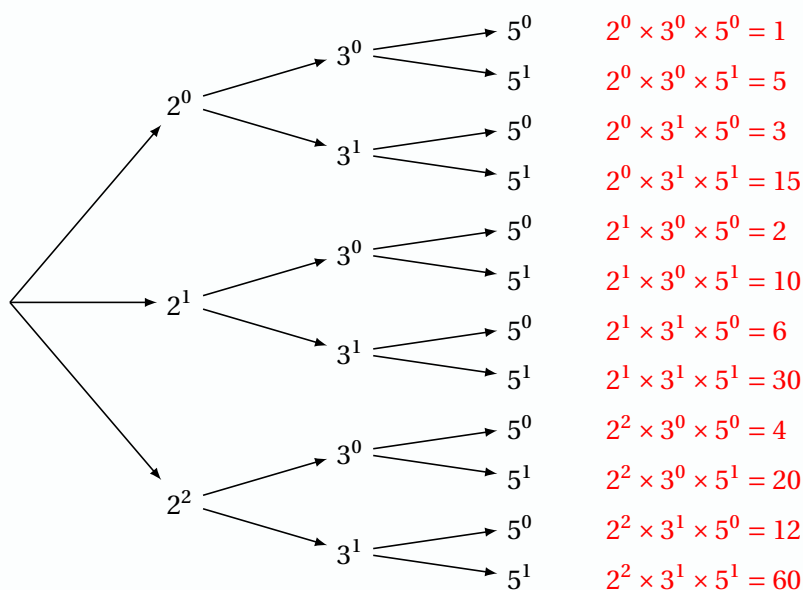
🇺🇸 Tree divisors | 🇫🇷 Arbre des diviseurs

[Syntax]

```
\pfltreediv[keys]<tikz options>{expr}
\pflarbrediv[clés]<options tikz>{expr}
\ArbreDiviseurs[clés]<options tikz>{expr}
```

```
% --- [keys/clés] -----
% level sep   = EspaceNiveau    = 2.25
% child sep   = EspaceFeuille   = 0.66
% details     = Details         = true
% details color = CouleurDetails = red
% scale       = Echelle         = 1
% arrows      = Fleches         = true
% -----
```

`\pfltreediv{60}`



7.4 Prime decomposition

`\pflfactornb[keys]{number}`
`\DecompFactPremiers[clés]{nombre}`

% --- [keys/clés] -----
 % long = Longue = false
 % onepower = PuissanceUn = false
 % -----

`\pflfactornb{2781240} \\`
`\pflfactornb[onepower]{2781240} \\`
`\pflfactornb[long]{2781240}`

$2^3 \times 3 \times 5 \times 7^2 \times 11 \times 43$
 $2^3 \times 3^1 \times 5^1 \times 7^2 \times 11^1 \times 43^1$
 $2 \times 2 \times 2 \times 3 \times 5 \times 7 \times 7 \times 11 \times 43$

`\pflprimefactpres[keys]{number}`
`\pflpresfactprem[clés]{nombre}`
`\PresFactPremiers[clés]{nombre}`

% --- [keys/clés] -----
 % rulecolor = CouleurTrait = black
 % rulethick = EpaisseurTrait = 0.4pt
 % endbox = EncadreFin = false
 % -----

```
\pflprimefactpres{2781240}\\
\pflprimefactpres[endbox,rulecolor=red,rulethick=0.8pt]{2781240}
```

2781240	2
1390620	2
695310	2
347655	3
115885	5
23177	7
3311	7
473	11
43	43
1	
2781240	2
1390620	2
695310	2
347655	3
115885	5
23177	7
3311	7
473	11
43	43
1	

7.5 Miscellaneous

```
\pflperiodfraction[keys]{before period}{period}
\pflfracperiod[clés]{avant période}{période}
\FractionPeriode[clés]{avant période}{période}
```

```
% --- [keys/clés] -----
% statement = Enonce      = true
% d          =            = true
% unknown    = Inconnue   = x
% sol        = Solution   = false
% raw        = Brut       = true
% simple     = Simple     = false
% -----
```


`\pflperiodfraction[sol]{45.1}{23}`

We set $x = 45.1\overline{23}$.

We *shift* the period close to the decimal point by multiplying by 10^1 :

$$\boxed{10^1 \times x = 451.\overline{23}} \quad (1)$$

We *shift* the period before the decimal point by multiplying equality (1) by 10^2 :

$$10^2 \times 10^1 \times x = 10^2 \times 451.\overline{23} \Rightarrow \boxed{10^3 \times x = 45\,123.\overline{23}} \quad (2)$$

We subtract the two equalities, (2) – (1), which allows us to *remove* the decimal part:

$$\begin{aligned} 10^3 \times x - 10^1 \times x &= 45\,123.\overline{23} - 451.\overline{23} \Rightarrow (10^3 - 10^1) \times x = 45\,123 - 451 \\ &\Rightarrow 990 \times x = 44\,672 \\ &\Rightarrow x = \frac{44\,672}{990} \end{aligned}$$

Thus we have $45.1\overline{23} = \frac{44\,672}{990} = \frac{22\,336}{495}$.

8 Recreations

8.1 Fractals

🇺🇸 Fractals, with TikZ | 🇫🇷 Fractales, avec TikZ

[Syntax]


```
\pfltkzfractal[type=...,<keys>]<tikZ options>
\FractaleTikz[Type=...,<clés>]<options tikz>
\pflfractaltikz[Type=.,<clés>]<options tikz>

% --- [type] -----
% type          = Type          = Koch or Sierp
%
% --- [keys/clés] -----
% thickness     = Epaisseur     = 0.6pt
% color         = Couleur       = black
% side width    = LongueurCote  = 3
% step          = Etape         = 1
% fill          = Remplir       = false
% fill style    = Remplissage   = lightgray
% start         = Depart        = {(0,0)}
% v align       = AlignV        = false
% offset        = Offset        = 2pt
% -----
```

🇺🇸 Fractals, with TikZ | 🇫🇷 Fractales, avec TikZ

[Sample(s)]

```
\pfltkzfractal[type=Koch]
\pfltkzfractal[type=Sierp]
```



8.2 House of cards


🇺🇸 House of cards | 🇫🇷 Château de cartes

[Syntax]

```
\pflhouseofcards[keys]{levels}<tikz options>
\pflchateaucartes[clés]{étages}<options tikz>
\ChateauCartes[clés]{étages}<options tikz>

% --- [keys/clés] -----
% scale         = Echelle       = 1
% deco color    = CouleurDeco   = black
% rounded       = Arrondi       = true
% y angle       = AngleY        = 20
% x angle       = AngleX        = 8
% bottom        = Bas          = false
% legend        = Legende       = false
% legend font   = PoliceLegende = \normalsize\normalfont
% deco         = Deco           = remplir
% -----
```

```
\pflhouseofcards[deco color=teal,deco=hatch,scale=2,legend]{4}
```



8.3 Stack of balls

```
\pflballstacking[keys]{levels}<tikz options>
\pflempilballes[clés]{niveaux}<options tikz>
\EmpilementBalles[clés]{niveaux}<options tikz>

% --- [keys/clés] -----
% color      = Couleur    = gray
% rotation   = Rotation   = -5
% scale      = Echelle    = 1
% -----
```

```
\pflballstacking[scale=0.33,color=red]{3-8}
```

